

DESCRIPTION



Lesson 2

SuperTruth:
God hears my prayers.

SuperVerse:
“Because He bends down to listen, I will pray as long as I have breath!” Psalm 116:2

Bible Story:
Genesis 23–24

Superbook Video:
Isaac and Rebekah

VIDEO LEADER GUIDE

Get Ready

Select a video to have playing as children enter the Large Group room. Videos are under Resources on the top menu bar.

Have Small Group leaders greet the children as they enter the Large Group room and engage them in a game or conversation until time for Large Group to begin.

Welcome (1 minute)

Welcome, everyone! Today is the second lesson of our *Superbook* story, “Isaac and Rebekah.” In this story, we see how Abraham trusted God to find a wife for his son, Isaac. Abraham prayed that God would send an angel to lead his servant Eliezer on the journey. Eliezer prayed for wisdom, and God heard his prayer. God hasn’t changed; He still hears the prayers of everyone who seeks Him! God also hears our praise and worship! Let’s all stand and worship right now together!

Play Video 11: (Song) *Celebrate Your Victory* (3.5 minutes)

Be sure to preview the song so you can sing along and do the motions with the children. They may clap and do freestyle movements during the animation sections.

SuperTruth and Discussion (2 minutes)

Our SuperTruth today says:

“God hears my prayers.” I want you to say that every time I fold my hands. Ready? Fold your hands. *God hears my prayers.*”

Let’s think about that for a moment.

Fold your hands after each statement to signal the children when to respond.

God existed from the beginning of time; He created heaven and Earth—and: “*God hears my prayers.*”

You can be all alone in your room—and: “*God hears my prayers.*”

You can be at a soccer game with thousands of other people—and: “*God hears my prayers.*”

You can be high up over the clouds in an airplane—and: “*God hears my prayers.*”

You can be deep down under the ocean in a submarine—and: “*God hears my prayers.*”

You can be feeling joyful and wonderful—and: “*God hears my prayers.*”

You can be feeling sad and discouraged—and: “*God hears my prayers.*”

No matter where you are or how you feel: “*God hears my prayers.*”

Introduce Condensed Bible Story (1 minute)

If all children watched the Bible story video in the previous lesson, you may skip it here and go straight to the Bible Background Video.

If you were here last time, how did Chris get himself into trouble in his own backyard? *He operated his dad’s new robot invention without reading the instructions.*

For the children who haven't seen our Bible story yet, we are going to watch a short version of "Isaac and Rebekah." If you have already seen the full video, watch closely for the different ways that Rebekah showed kindness and hospitality to Abraham's trusted servant, Eliezer.

Play Video 4: Condensed Bible Story (9.5 minutes)

Superbook takes Chris, Joy and Gizmo to ancient Hebron. There, Abraham tells his servant Eliezer how to find a wife for his son, Isaac. Eliezer travels to a faraway land and finds the right woman—Rebekah—through obedience and prayer. The children discover that following God's plan is always best.

Discussion (1 minute)

Imagine being Eliezer. Your master tells you to travel over 600 miles on camelback to find the right wife for his son. Would you like that kind of responsibility, or would it make you nervous?

Imagine being Rebekah. How would you feel if Eliezer comes one day and asks you to travel far away with him to marry someone you have never met?

Do you think on the journey that you would spend a lot of time in prayer?

Introduce Bible Background Video (1 minute)

That was exciting to see how God honored Abraham's faith, and answered Eliezer's prayer so specifically. Abraham, Isaac, and Isaac's son Jacob are often called patriarchs—meaning fathers. That's because they are the original fathers of the Jewish people, and they are the fathers of our faith in God, too! Now, let's watch our Bible Background Video and learn more about where and when the patriarchs lived. When Gizmo asks a question in the video, wait for him to suggest some answers, then call out the one you think is right!

Play Video 5: Bible Background (8 minutes)

Play Video 10B: SuperVerse Graphic 2

Graphic loops 3 minutes without audio; turn off or freeze video after children repeat the verse.

SuperVerse Discussion (1 minute)

Let's say our SuperVerse together. Psalm 116:2:

Because He bends down to listen, I will pray as long as I have breath!

God does not need to actually bend down in order to hear us; the verse means that He is always alert and ready to hear our prayers. He is ready to listen and respond to our cries for help. Eliezer did not doubt that God heard his prayer for direction. He praised God for hearing and answering. Eliezer trusted that God heard and would answer his prayers—and we can too! Let's say our SuperVerse again.

GAME

Get Ready

- If possible, play this game outdoors or in an area where spilled water doesn't cause problems
- Two large water containers which will serve as "wells," such as five-gallon buckets, clean plastic trash cans, or cooking pots
- Water: about 2 gallons
- Two plastic cups that a hole can be punched in
- String: 8 feet
- Two "camel troughs," such as wallpaper trays, rectangular metal cake pans or plastic plant containers, etc.
- Towels: about six to place underneath containers and wipe up spills
- Scissors, knife, or power drill to make holes in cups
- Sixth grade helpers or other volunteers to dip cups into water and wipe up spills
- Timer, such as a stopwatch, clock, or timer app

Cut the string into two 4-foot pieces.

Near the top of each plastic cup, carefully make two holes on opposite sides using the drill, knife or scissors.

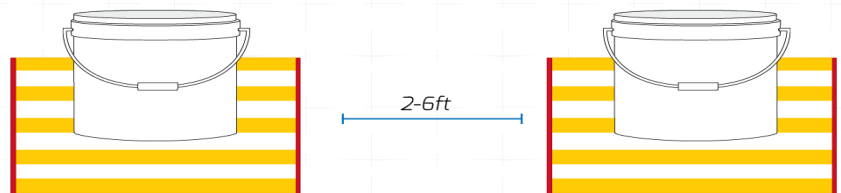
Feed the string through the holes on the cups. Leave equal lengths of string on each side. You may wish to knot the string on either side of the cup so it doesn't slide.

Place two towels on the floor near one end of the game area, with several feet between them.

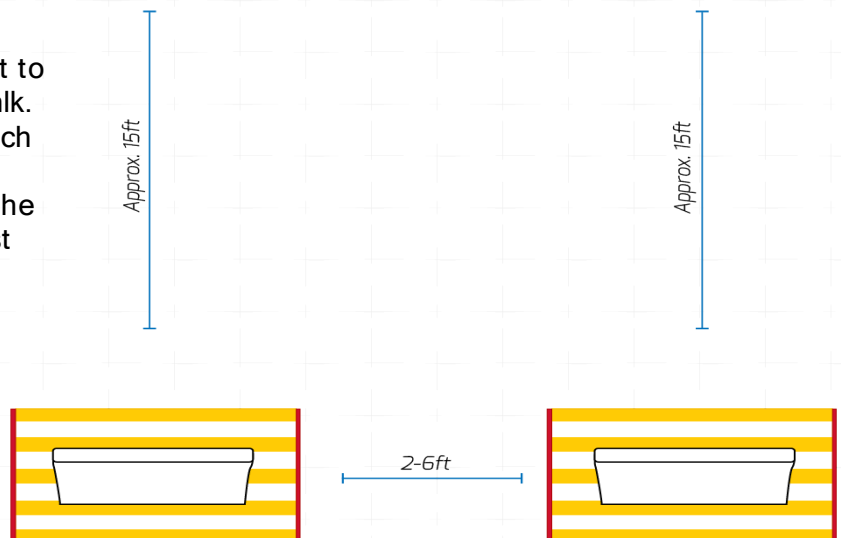
Place a container of water on each towel.

Place two towels on the floor about 15 feet from the first set of towels, leaving some space between them.

Place a "camel trough" on each towel.



Hold up the cups with strings, then point to the "camel troughs" and "wells" as you talk. Demonstrate how two children should each hold one string of the cup, dip it into the "well" to get water, then walk with it to the "camel trough." Emphasize that they must work together to balance the cup so it doesn't tip and spill!



Let's start by answering the question that was asked in Large Group. How did Rebekah show hospitality to Eliezer? *She gave him water to drink and watered all of his camels. She said he could stay with her family. She agreed to go with him to be Isaac's wife.*

Today, you have an important job to do, water Eliezer's thirsty camels! You will work in pairs to dip the cup into the well to fill the "trough." Rebekah did all the hard work by herself to lift the jugs of water and carry them to the trough. Can you imagine how much water it would take to give ten camels a drink? Gizmo told us that just one thirsty camel can drink up to 25 gallons! Can someone do the math and tell us how many gallons that would be for ten camels? 250.

Yes; 250! Rebekah had to draw water dozens of times to satisfy Eliezer's camels.

You will have an easier job than she did because you will work with a partner. Each player holds onto one end of the string to carefully take the cup to the camels' watering trough. There you will dump the water from the cup into the trough. Let's get going; those camels are thirsty!

Divide the class into two teams.

Each team's players form a line with pairs of two children behind a water container.

Give a cup to the first pair of children on each team. Each player holds one end of the string.

Shout, "Water the camels!" A pair of children from each team will dip their cup into the water, using their hands a little to submerge the cup to gather water. Optional: Tell the players they must keep their hands dry, and have a sixth grade helper or another volunteer dip the cups.

The pair must raise the cup from the "well" only by lifting the strings together at the same time to keep the cup level; they may not use their hands to level the cup!

The pair carefully holds the cup only by the strings and walks to their team's "camel trough" to carefully dump the water—again, without using their hands!

They must then walk back to their team carrying the cup between them, give it to the next pair on their team, then go to the end of the line.

The next pair of children takes a turn and does the same thing.

If teams are even, play until everyone has had a turn, then see which team's trough has the most water. Or, set the timer for 5 minutes or longer, as time allows, to see which team can put the most water in their trough.

Conclusion: **Which was most difficult: filling the cup, walking with the water, or dumping it into the trough?**

Eliezer knew that God had answered his prayer when Rebekah brought water for all of his camels! Now, let's learn more about how God hears our prayers!

TEACHING

Get Ready

- Cell phone
- Two volunteers
- Cardboard box, medium size
- Permanent marker
- White board and marker; or chalkboard and chalk
- Discipleship Challenge craft materials for children who missed Lesson 1: patterns for Wisdom Chest with Coins, and Choices Cube with Scene Cards. Model crafts from Lesson 1. See Lesson 1 for details
- Bible or the *Superbook* Bible App

With marker, write in large letters on the box: "Choose Isaac's Wife."

Assign scripture passages to fifth or sixth graders to prepare to read aloud in class: Proverbs 16:3; Psalm 19:14; Isaiah 65:24; 1 Peter 5:7; Philippians 4:6-7.

Write the SuperVerse on the board and leave it for the SuperVerse section. Psalm 116:2:

Because He bends down to listen, I will pray as long as I have breath!

What is our SuperTruth today? *"God hears my prayers."*

Abraham's servant Eliezer promised that he would find a wife for Isaac. This was a very important task and a big responsibility. Abraham gave Eliezer very specific instructions for the journey to search for a proper wife for Isaac. Eliezer did not rely on his own instincts or wisdom to select the right wife. His plan was to pray and ask God to direct him and give him wisdom.

Have assigned student read Proverbs 16:3:

Commit your actions to the LORD, and your plans will succeed.

Sometimes we are tempted to ask for God's help only if our own plan fails. This was not Eliezer's plan. As soon as he arrived at the spring of water, he prayed, asking God to give him success. Eliezer committed his actions to God first so he could succeed. Eliezer said, "See, I am standing here at this spring." That tells us that he knew God saw him and heard him! He had no doubt!

Let's stand and read the SuperVerse on the board. Psalm 116:2:

Because He bends down to listen, I will pray as long as I have breath!

Thank you! You may sit down. Why did the writer of this psalm say he would continue to pray for the rest of his life? *Because God listens!*

Pick up the cell phone. Let's say you called someone you knew several times a day for a year. Each time you called, they didn't answer, or were too busy to talk. Do you think you would still continue to call this friend; why or why not?

Most of us would probably stop because it seemed like they simply weren't interested in talking or listening. But God is always ready to listen when we pray, and to answer our prayers! And because He does, I will keep praying! He hears prayers that we say out loud and prayers that we think silently in our hearts and minds!

Have assigned student read Psalm 19:14:

May the words of my mouth and the meditation of my heart be pleasing to You, O LORD, my rock and my redeemer.

God hears the mediations of our hearts; our very thoughts! When you're taking a test at school, He hears your unspoken prayer. When you sit in His presence, He knows your heart.

Have assigned student read Isaiah 65:24:

I will answer them before they even call to Me. While they are still talking about their needs, I will go ahead and answer their prayers!

This verse shows us how much God loves and cares for us. He knows what we need, and He wants us to come to Him and share our requests with Him. Think about Eliezer.

Have assigned student read Genesis 24:15a:

Before he had finished praying, he saw a young woman named Rebekah coming out with her water jug on her shoulder.

Even before Eliezer finished his prayer, God had answered!

Choose a volunteer to stand by you. Hold up the box so the children can see the writing. **Let's say this box represents the task Abraham gave to Eliezer. It was a very difficult assignment that he could not do by himself. He could have worried or fretted. Hand the box to the volunteer.**

Instead, He chose to let go and give it to God.

Have assigned student read 1 Peter 5:7:

Give all your worries and cares to God, for He cares about you.

Eliezer didn't rely upon his own wisdom. He asked for God's help, then waited for the answer.

Have assigned student read Philippians 4:6-7:

⁶Don't worry about anything; instead, pray about everything. Tell God what you need, and thank Him for all He has done. ⁷ Then you will experience God's peace, which exceeds anything we can understand. His peace will guard your hearts and minds as you live in Christ Jesus.

God answered Eliezer's prayer and helped him make a wise choice so he had success! God wants to give us wisdom and success, too; all we must do is ask! Now, let's continue with our Discipleship Challenge to learn more about God's hidden treasure—wisdom!

Discipleship Challenge/Practical Application

Give the patterns for the Wisdom Chest and Coins, plus Choices Cube and Scenes Card, to children who missed Lesson 1. Have them follow the instructions on the pattern to assemble their crafts at home. Show them the sample crafts that are assembled.

Your challenge for this lesson is to read **Scenes 3 and 4** on the **Scenes Card** at home with your family, if possible. For each scene, take turns rolling the **Choices Cube** and discuss different ways you could respond to that particular scene. Next, find the **Scripture Coin** with the same number as the scene, and look up the Bible verse on it to find God's wisdom for that scene. Then, place the **Scripture Coin** in the **Wisdom Chest**. When you come back next time, I will ask you to share the funniest and wisest answers that you heard!

For those of you who have already started doing this challenge at home—would anyone like to share something from your family discussions?

Read Proverbs 4:13:

☐ *Take hold of my instructions; don't let them go. Guard them, for they are the key to life.*

God's wisdom is not only like hidden treasure, it also is the key that unlocks all of life!

SUPERVERSE

Get Ready

- Whiteboard and marker; or chalkboard and chalk
- Eraser
- Bibles or the *Superbook* Bible App

Use the SuperVerse, Psalm 116:2, on the board from Teaching.

Let's say our SuperVerse together. Psalm 116:2:

☐ *Because He bends down to listen, I will pray as long as I have breath!*

As we discussed in Large Group, God doesn't need to bend down to hear our prayers. He hears and sees everything on Earth. This verse assures us that God is always ready to listen and respond to our prayers. Here is the verse just before our SuperVerse:

Read Psalm 116:1:

☐ *I love the LORD because He hears my voice and my prayer for mercy.*

The Bible tells us we can talk with God, and we can trust Him to show mercy. And because of this, we love Him—and as our SuperVerse says, we want to pray as long as we have breath!

Now, to learn our verse, we are going to add some motions as we say the SuperVerse together. You may look at the board if necessary.

Bend down, tilt head to side and cup a hand over one ear:

Because He bends down to listen ... Stand up and raise clasped hands toward heaven:

I will pray ...

Breathe in deeply, hold breath for a moment, then exhale and lower arms:

As long as I have breath!

Do this several times, then close in prayer. **God, You give us every breath that we breathe! Help us to use our breath to pray and seek You all the days of our lives! In Jesus' name we pray, Amen.**

RING TOSS GAME

Get Ready

- Large empty pizza box; or medium-size box
- Five-inch and eight-inch (approximate) lids or bowls to trace circles
- Six to eight small (7-8 oz.) cups—paper, foam or plastic; one should be a different color from the others, or mark it with permanent marker to distinguish it
- Optional: masking tape
- Knife
- Scissors
- Fine-tip marker
- Glue: white general purpose or fast-drying glue
- Fifth or sixth grade helpers, or adult volunteers to keep score and retrieve rings
- Bibles or *Superbook* Bible App

Optional: Make a color copy of the *Superbook* image if not displaying from a device.

See illustrated steps for both boxes. Note: Allow time for glue to dry before playing game.

To play competitively with two teams, double the supplies and create two “cities.”

Pizza box: use marker and 5" bowl to trace four rings on the BOTTOM of the box.

Use knife/scissors to carefully cut out the four rings.

Use marker to draw a freehand smaller circle inside each ring leaving about a 1"-1.5" outer ring. Use knife and scissors to carefully cut out the inner rings. Note: you may cut out a small part to help insert the scissors inside the ring.

On the TOP of the pizza box, use the 8" bowl and marker to trace a circle at one corner of the box. This will be the “well.” Use knife/scissors to cut out the circle.

Turn six cups upside down and apply glue around the rim of each.

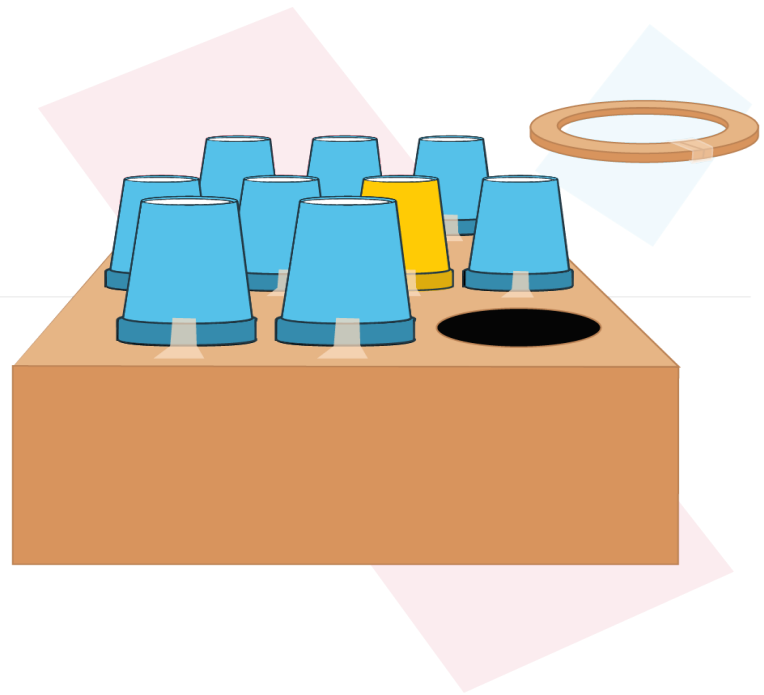
Turn the different color cup over and stick it in the middle TOP of the box. This will be Rebekah’s house.

Glue the other cups on the box, leaving space between the cups. See illustration. Allow plenty of time for glue on cups to dry.

Mark or tape a line on the floor. Place the box about 2-3 feet from the line. You may also create a second line further away for grades 5-6.

If using a medium-size cardboard box, follow the steps above except add two more cups.

Cut off a flap from the bottom of the box to make the four rings.



In the video, do you remember when the camels and riders approached their destination of Haran? The area is known for its “beehive” housing, built from adobe.

Optional: show the image of [Haran](#) to the children. Then point to the game box that resembles Haran, complete with a well!

Read Genesis 24:10:

□ *Then he loaded ten of Abraham’s camels with all kinds of expensive gifts from his master, and he traveled to distant Aram-naharaim. There he went to the town where Abraham’s brother Nahor had settled.*

Eliezer brought gifts, including gold jewelry to Rebekah’s family.

Read Genesis 24:22:

□ *Then at last, when the camels had finished drinking, he took out a gold ring for her nose and two large gold bracelets for her wrists.*

We are going to play a fun game where you give gold bracelets to Rebekah’s family by tossing them onto their house!

Scoring:

- 10 Points—ringer around Rebekah’s house.
- 2 Points—straddle the ring across the top of two houses.
- 2 Points—ringer around any house other than Rebekah’s.
- MINUS 5 points—tossing the ring into the well!

Have the class line up single-file. Demonstrate how to toss the rings toward the city. Explain the point system. Each child tosses 3 or 4 rings, then score that player’s points. Have fifth or sixth grade helpers or other volunteers keep players’ scores and retrieve the rings. Total the scores for everyone in the class, then play again to try to beat it!

Option: Play competitively with two teams. Double the supplies and create two cities.

HEARING GAME

Get Ready

- Adult volunteer
- Request Cards
- Whiteboard and marker; or chalkboard and chalk
- Eraser
- Cardstock
- Scissors
- Bibles or *Superbook* Bible App

Make one copy of the [Request Card Pattern](#) on cardstock.

Cut out the six cards.

Let's say our SuperVerse together. Psalm 116:2:

□ *Because He bends down to listen, I will pray as long as I have breath!*

In our teaching today, we discussed how God hears every prayer. Every prayer that is spoken, sung, whispered, or even thought; every second of the day around the world. To experience a tiny glimpse of this, we are going to play a fun game to see how well we can hear requests that others say!

- Choose two children—a boy and girl, or a younger and older child—to be listeners.
- Have them stand out in the hallway with an adult volunteer so they cannot hear what is said in the classroom.
- Select a Request Card and give it to the class.
- The first child will say item 1 aloud and remember that word, then pass the card to the second child, who will say item 2 aloud and remember that word, etc. Repeat until all ten items on the card have been named. If there are fewer than 10 children, start again with the first child and repeat.
- Have one listener return to the classroom and stand with their back to the class. Explain that they should try to remember as many items as they can when they hear the class shout.
- Count 1, 2, 3! The children should simultaneously shout their card items three times.
- Have the listening child say all the items heard. Write items on the board.
- Count the answers and write that number on the board. Erase the names but leave the number on the board.
- Call the second child into the classroom and repeat the activity using that same list.
- Discuss the differences and how it was difficult to hear everyone at one time.
- Repeat with the other cards, choosing two new children to be listeners each time.

Conclusion: **Was this difficult, and why?**

You listened for one word, and it was still difficult with just us. Now, imagine real prayers, from people around the world, in different languages! God hears every prayer! Let's say our SuperVerse together. Psalm 116:2:

□ *Because He bends down to listen, I will pray as long as I have breath!*

MATCHING ACTIVITY

Get Ready

- [Match Card Sheets](#)
- Cardstock—ten sheets
- Scissors
- Tape
- Optional: marker
- Bibles or *Superbook* Bible App

Make two copies of the Review Match Cards, double-sided on cardstock, if possible.

Cut apart the 20 individual cards.

If cards aren't double-sided, mix them up and write a number, 1-20, on the back of each card.

Tape the cards to the wall, number side out. Or, lean the cards against the wall.

Today, we will play a matching game to review the Bible story. When you match two of the same images, you will have a chance to say who the person is, or what role the item played in the Bible story—why was it important, or how was it used?

Children get to choose two cards, one at a time, on their turn.

Turn over each card to see if the images match.

If they match, ask the children to describe why the person or item is important in the Bible story.

If the cards don't match, return them to the wall, number side out.

Continue the game with the next child until all the cards are matched and discussed.

Conclusion: Ask several children to share one thing they learned from the Bible story.

BIBLE STUDY

Get Ready

- Bibles or the *Superbook* Bible App

Have children read the scriptures and then lead a discussion using the questions below.

1. Luke 11:9–10:

□ *⁹“And so I tell you, keep on asking, and you will receive what you ask for. Keep on seeking, and you will find. Keep on knocking, and the door will be opened to you. ¹⁰For everyone who asks, receives. Everyone who seeks, finds. And to everyone who knocks, the door will be opened.”*

- Does this passage say that God doesn't always hear us, or is too busy? Why or why not?
- What do the verses tell us about patience and determination in prayer? *To not give up; keep praying; and wait on God's timing.*
- What happens when we don't give up? *God answers our prayer.*

2. 1 John 5:14–15:

□ *¹⁴And we are confident that He hears us whenever we ask for anything that pleases Him. ¹⁵And since we know He hears us when we make our requests, we also know that He will give us what we ask for.*

- In verse 14, what kind of prayer does God hear? *One that pleases Him, that is according to His will and desire.*
- When we pray in a way that please God, what happens? *He hears and gives us what we ask for.*
- Can you think of some prayer requests that would not please God? *Selfish prayers, praying for things that may harm us. Prayers that ask for things that might lead us to sin, lead us away from Him, or take our time from Him.*

3. Psalm 34:15:

□ *The eyes of the LORD watch over those who do right; His ears are open to their cries for help.*

- According to this verse, when we need help, who is always there?
- Does this verse give us a time that God hears our prayer? Do you think it is ever too early or too late for Him to hear us?
- How does that make you feel at times you are afraid or alone?

4. Psalm 139:2:

□ *You know when I sit down or stand up. You know my thoughts even when I'm far away.*

- How does it make you feel to think that God knows what we are doing—all the time?
- According to this verse, do you have to speak for God to hear you? Why or why not?
- Can you think of any places where you cannot pray?
- How is it comforting to know that God hears prayers that are not spoken?

Close with prayer: **God, You know when we sit and stand. You even hear our thoughts and unspoken prayers. There is nowhere we can go that You won't hear or see us. Thank You for Your love, and for being our faithful heavenly Father. In Jesus' name, Amen.**

PRAYER

Get Ready

- Whiteboard and marker; or chalkboard and chalk
- Bibles or the *Superbook* Bible App

Options: alternate responses between girls and boys. Have a child in grades 5-6 read aloud.

In our SuperVerse today, the writer of Psalm 116:2 said that he knew that God heard his prayer. He wrote from his own experience. In verses 6–9, he said:

⁶The LORD protects those of childlike faith; I was facing death, and He saved me. ⁷Let my soul be at rest again, for the LORD has been good to me. ⁸He has saved me from death, my eyes from tears, my feet from stumbling. ⁹And so I walk in the LORD's presence as I live here on earth!

God loves childlike faith. We all will grow up. However, when it comes to trusting God, we should remain like a child and trust God completely, even when we don't fully understand.

We are in God's presence today, just like the Bible verses say. God hears every word, every cry, a whisper, and even a silent thought! What would you like to say to God?

You can thank Him for what He has already done because He has been good to you! You can ask Him for help with something you are facing. Do you need God's forgiveness and grace for something you have done? Or maybe you just need to feel His love. Whatever you need, God is present and listening today! Allow children time to pray silently, then close in prayer.

Dear God, You hear our prayers! Because of this, we will pray as long as we have breath. Thank You for Your unconditional and unfailing love. We love You and trust that our prayers will be heard and answered! In Jesus' name, Amen.

Isaac and Rebekah: Lesson 2

SuperTruth: God hears my prayers.

SuperVerse: *Because He bends down to listen, I will pray as long as I have breath!* Psalm 116:2 (NLT)

Bible Story: Genesis 23–24

Game Materials Needed:

- Two large water containers which will serve as “wells,” such as 5-gallon buckets, clean plastic trash cans, or cooking pots
- Water: about 2 gallons
- Two plastic cups that a hole can be punched in
- String: 8 feet
- Two “camel troughs,” such as wallpaper trays, metal cake pans or plastic plant containers, etc. rectangular
- Towels: about six to place underneath containers
- Scissors, knife, or power drill to make holes in cups
- Sixth grade helpers or other volunteers to dip cups into water and wipe up spills
- Timer, such as a stopwatch, clock, or timer app

Teaching Materials Needed:

- Cell phone
- Two volunteers
- Cardboard box, medium size
- Permanent marker
- Whiteboard and marker; or chalkboard and chalk
- Discipleship Challenge craft materials for children who missed Lesson 1: patterns for Wisdom Chest with Coins, and Choices Cube with Scene Cards. Model crafts from Lesson 1. See Lesson 1 for details
- Bible or the Superbook Bible App

SuperVerse Materials Needed:

- Whiteboard and marker; or chalkboard and chalk
- Eraser
- Bible or the Superbook

Prayer Materials Needed:

- Whiteboard and marker; or chalkboard and chalk
- Bibles or the Superbook Bible App

LARGE GROUP / GRADES 1–6

Abraham trusted God to find a wife for his son, Isaac. Abraham prayed that God would send an angel to lead his servant Eliezer on the journey. Eliezer prayed for wisdom, and God heard his prayer.

- Superbook takes Chris, Joy and Gizmo to ancient Hebron. There, Abraham tells his servant Eliezer how to find a wife for his son, Isaac. Eliezer travels to a faraway land and finds the right woman—Rebekah—through obedience and prayer. The children discover that following God’s plan is always best.
- Watch the Bible Background Video and learn more about where and when the patriarchs lived.

SMALL GROUP / GRADES 1–6

Game: Thirsty Camels (15 minutes)

Objective: *Play a relay game to fill the camels’ trough with water.*

- Rebekah humbly did all the hard work by herself to lift the jugs of water and carry them to the trough. Today, you have an easier, yet still important job to do. Your task is to water Eliezer’s thirsty camels! You will work in pairs to dip the cup into the well to fill the “trough.”

Game Instructions:

- A pair of children from each team will dip their cup into the water, using their hands a little to submerge the cup to gather water. The pair carefully holds the cup only by the strings and walks to their team’s “camel trough” to carefully dump the water.

Teaching: God Hears and Answers (15 minutes)

Objective: *Discuss how God responds to prayer.*

- Eliezer did not rely on his own instincts or wisdom to select the right wife. His plan was to pray and ask God to direct him and give him wisdom. Eliezer committed his actions to God first so he could succeed.

Take Home Activity—Discipleship Challenge (2 minutes)

- The challenge is to read the scenes 3 and 4 on the Scenes Card with your family, and use the Choices Cube to discuss different ways you could respond to that particular scene. Then find the Scripture Coin with the same number as the scene, to find God’s wisdom for that scene.

SuperVerse: Superbook Bend and Breathe! (5 minutes)

Objective: *Memorize the SuperVerse with a group activity.*

- God doesn’t need to bend down to hear our prayers. He hears and sees everything on Earth. This verse assures us that God is always ready to listen and respond to our prayers.
- Now, to learn our verse, we are going to add some motions as we say the SuperVerse together. Say the verse and do the motions for children to follow.

Prayer: Unfailing Prayers (5 minutes)

Objective: *Communicate with God.*

- We are in God’s presence today, just like the Bible verses say. Without fail, God hears every word, every cry, every whisper, and even our silent thoughts! What would you like to say to God?
- You can thank Him for what He has already done because He has been good to you! You can ask Him for help with something you are facing. Do you need God’s forgiveness and grace for something you have done? Or maybe you just need to feel His love. Whatever you need, God is present and listening today! Allow children time to pray silently, then close in prayer.

ADDITIONAL ACTIVITIES (REFER TO THE LESSON GUIDE FOR DETAILED INSTRUCTIONS)

Ring Toss Game: Play a game to give Eliezer’s gifts to Rebekah’s family. | **Grades 1–6** | 10 min

Hearing Game: Play a game about hearing requests. | **Grades 1–6** | 10 min

Matching Activity: Play a matching game with images from the video. | **Grades 1–3** | 15 min

Bible Study: Discuss verses about God hearing prayers. | **Grades 4–6** | 15 min

Discussion Questions Course 304–2

Large Group

1. If you were here last time, how did Chris get himself into trouble in his own backyard?
2. Imagine being Eliezer. Your master tells you to travel over 600 miles on camelback to find the right wife for his son. Would you like that kind of responsibility, or would it make you nervous?
3. Imagine being Rebekah. How would you feel if Eliezer comes one day and asks you to travel far away with him to marry someone you have never met?
4. Do you think on the journey that you would spend a lot of time in prayer?

Small Group

Game

1. How did Rebekah show hospitality to Eliezer?
2. Which was most difficult: filling the cup, walking with the water, or dumping it into the trough?

Teaching

1. Psalm 116:2. Why did the writer of this psalm say he would continue to pray for the rest of his life?

Discipleship Challenge

1. For those of you who have already started doing this challenge at home—would anyone like to share something from your family discussions?

Additional Activities

Hearing Game

1. Was this difficult, and why?

Bible Study

Luke 11:9–10

1. Does this passage say that God doesn't always hear us, or is too busy? Why or why not?
2. What do the verses tell us about patience and determination in prayer?
3. What happens when we don't give up?

John 5:14–15

1. In verse 14, what kind of prayer does God hear?
 2. When we pray in a way that pleases God, what happens?
- Can you think of some prayer requests that would not please God?

Psalm 34:15:

1. According to this verse, when we need help, who is always there?
2. Does this verse give us a time that God hears our prayer?
3. Do you think it is ever too early or too late for Him to hear us?
4. How does that make you feel at times you are afraid or alone?

Psalm 139:2

1. How does it make you feel to think that God knows what we are doing—all the time?
2. According to this verse, do you have to speak for God to hear you? Why or why not?
3. Can you think of any places where you cannot pray?
4. How is it comforting to know that God hears prayers that are not spoken?