


Lesson Notes for **KIDS**



Who is the main Bible character in today's story?

SUPERBOOK ACADEMY

When you hear the following words, check the box:

- | | |
|--------------------------------------|---------------------------------|
| <input type="checkbox"/> God | <input type="checkbox"/> Heaven |
| <input type="checkbox"/> Jesus | <input type="checkbox"/> Pray |
| <input type="checkbox"/> Holy Spirit | <input type="checkbox"/> Love |
| <input type="checkbox"/> Father | <input type="checkbox"/> Listen |
| <input type="checkbox"/> Disciples | <input type="checkbox"/> Peace |

Today's Date: _____


What is today's SuperVerse?

Book:

Chapter:

Verse(s):


Words you heard but don't know...



What do you think God is saying to you today?

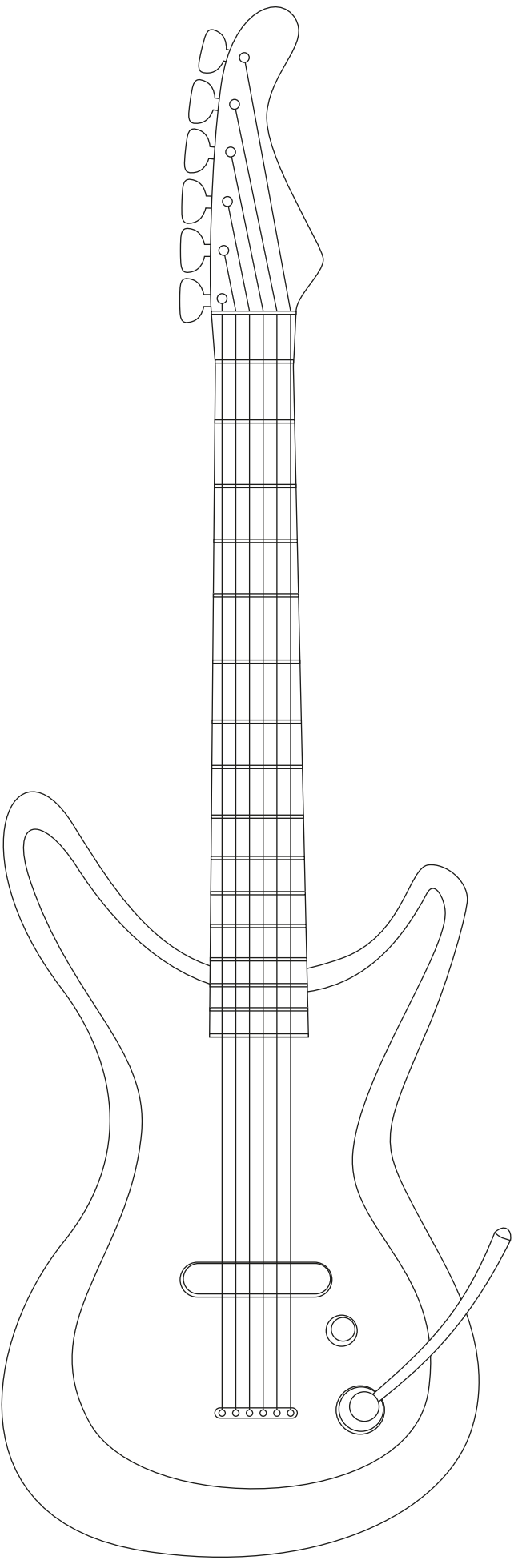
What did you learn about God from this lesson?

Draw something you heard today...

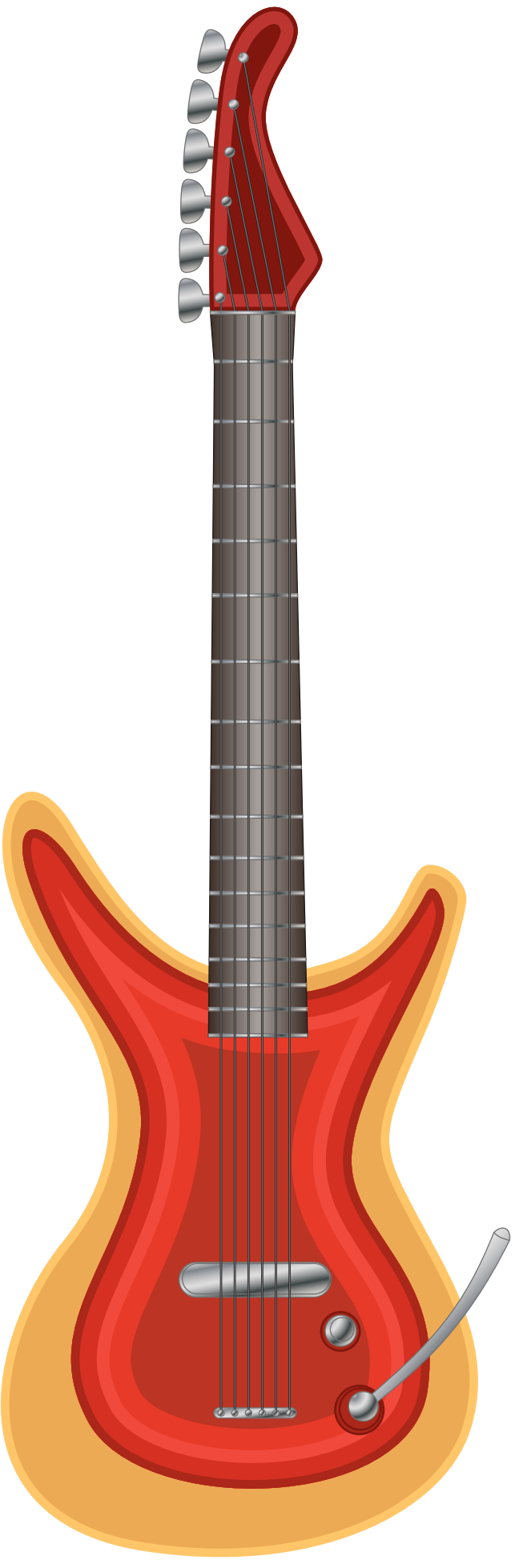


The most important thing I learned today was...





Lesson 1 of 3



Lesson 1 of 3



Hebrews 9:28

Helmet of
Salvation

Sword of the Spirit-
Word of God

Hebrews 4:12

Hebrews 11:6

Shield of Faith

Prayer

Romans 8:26

Matthew 5:9

Shoes of Peace

Superbook

Ephesians 6:13-18

Invisible
Armor

Superbook.CBN.com

Timothy 6:11


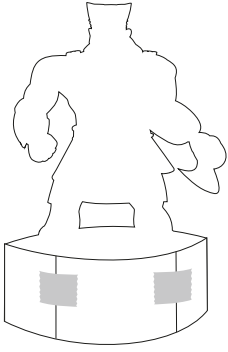
Breastplate of
Righteousness

Belt of Truth

Ephesians 4:15


Goliath Cut-out

1. Color Goliath.
2. Cut on dotted lines and around Goliath.
3. Use the bottom of David's page to create a circle base for Goliath, then tape to his flaps.
4. Prepare Goliath to be defeated by David.



David Cut-Out

1. Color David.
2. Cut around David and on dotted lines.
3. Tape flaps together to create a circle base.
4. Use bottom of page to create a circle base for Goliath, taping it to his flaps.
5. Defeat Goliath.



Use this for the back
of the base for Goliath